

ALPHA[®] Vaculoy SAC300,305,400,405 *ULTRA LOW LEAD* LEAD FREE WAVE SOLDER ALLOY

DESCRIPTION

Sn96.5Ag3Cu0.5 and Sn95.5Ag4Cu0.5 are lead-free alloys suitable for use as a replacement for Sn63 alloy. The Sn97Ag3 and Sn96Ag4 variants are used to stabilise / reduce the copper content in the wavesolder bath, this requirement will depend on process conditions. As with all Alpha Metals bar solder, Alpha's proprietary Vaculoy[®] alloying process is used to remove certain impurities, particularly oxides.

FEATURES & BENEFITS

Features

- Yield – Best in class yield, out performs all Sn/Cu based materials
- Wetting speed – fast wetting, in back to back tests 0.65s compared to 1.00s, for Sn/Cu based materials
- Dross generation – Low dross generation delivered by Vaculoy alloy conditioning

Benefits

- Excellent solderability due to fast wetting speed
- Very good drainage, has lower levels of bridging compared to Sn/Cu alloys
- Delivers excellent performance across a wide range of Flux technologies

The proprietary Vaculoy process is a highly effective method for removing included oxides from solder. This is extremely important because included oxides generate excessive drossing and increase the viscosity of the solder. Solder with higher viscosity can result in increased soldering defects (i.e solder bridging)

APPLICATION

Sn96.5Ag3.0Cu0.5 and Sn95.5Ag4Cu0.5 are suitable for wave soldering and surface mount applications for electronic assemblers interested in implementing a lead-free process. A solder pot temperature of 255 - 265°C (491-509°F) is recommended. For suitable wave solder fluxes, please see our selector guide. Lead free Reclaim services including dedicated lead free containers are also available, please consult your local sales office.

AVAILABILITY

Vaculoy is available in 1kg (2.2lb) Bars, feeder Ingots and autofeed wire

HEALTH & SAFETY

Please refer to MSDS for advice on proper handling and safety instructions.

The information contained herein is based on data considered accurate and is offered at no charge. No warranty is expressed or implied regarding the accuracy of this data. Liability is expressly disclaimed for any loss or injury arising out of the use of this information or the use of any materials designated.




Cookson Electronics ASSEMBLY MATERIALS

Issue 1

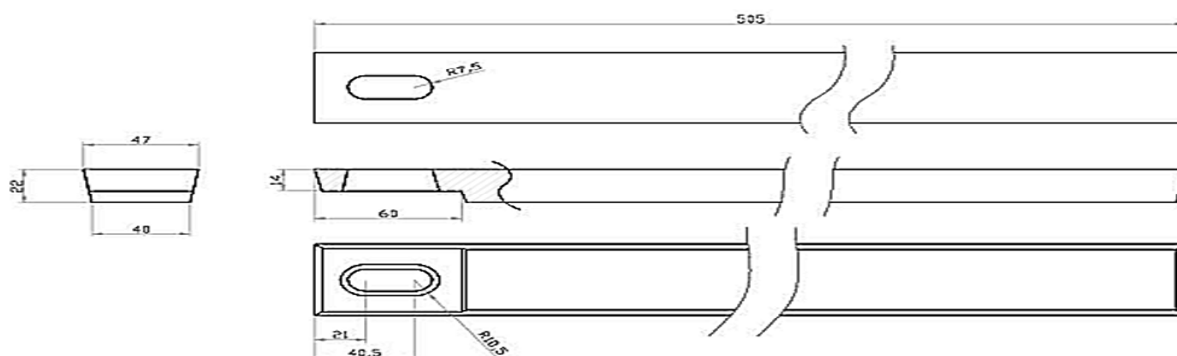


DIMENSIONS OF BARS

Dimensions for 1kg (2.2lb) Bar for Asia all dimensions in mm



Bar dimensions for 1kg (2.2lb) Bar Europe all dimensions in mm



The information contained herein is based on data considered accurate and is offered at no charge. No warranty is expressed or implied regarding the accuracy of this data. Liability is expressly disclaimed for any loss or injury arising out of the use of this information or the use of any materials designated.



Cookson Electronics ASSEMBLY MATERIALS

Bar Dimensions for 1kg Bar Europe and USA all dimensions in mm



TECHNICAL SPECIFICATION

Complies with all requirements of RoHS Directive (Article 4.1 of the European Directive 2002/95/EC). Alloy specification for maximum Lead (Pb) Content = 0.1%

Element	Specification %			
	SAC 305	SAC 405	SAC 300	SAC 400
Sn	Balance	Balance	Balance	Balance
Ag	3.0 ± 0.2	4.0 ± 0.2	3.0 ± 0.2	4.0 ± 0.2
Cu	0.5 ± 0.1	0.5 ± 0.1	0.05 max	0.05 max
Pb	0.05 max			
Sb	0.10 max			
Zn	0.001 max			
Fe	0.02 max			
As	0.03 max			
Ni	0.01 max			
Bi	0.10 max			
Cd	0.001 max			
Al	0.001 max			
In	0.05 max			

All figures are %

Material Characteristics:

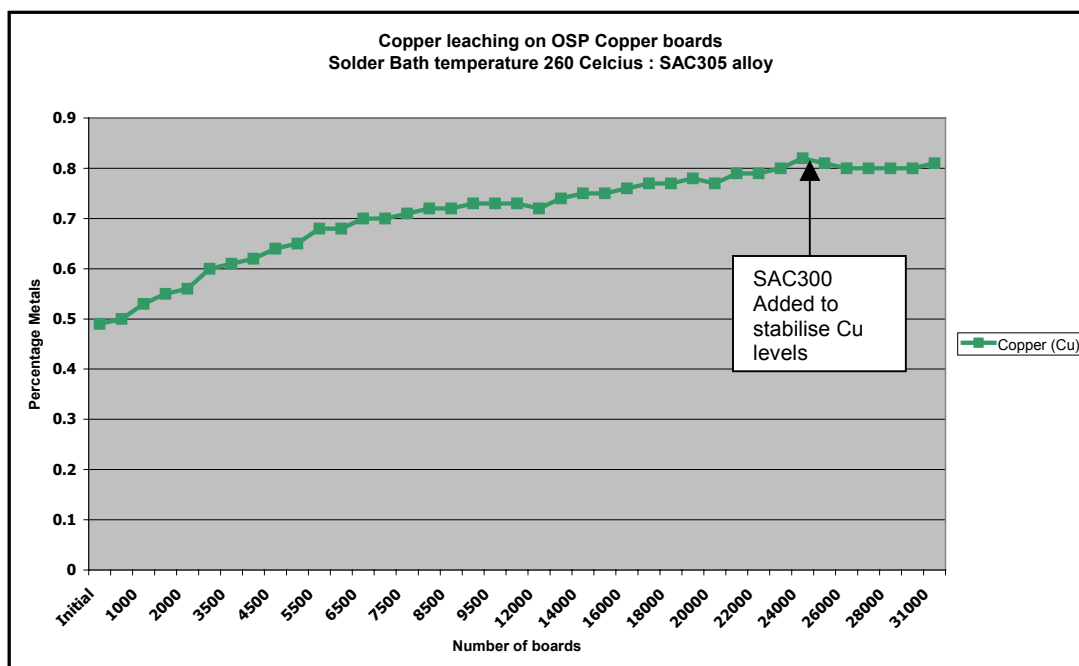
Characteristic	Data	
	SAC 305	SAC 405
Melting Point	217-219°C (423-426°F)	217-219°C (423-426°F)
Density	7.37 g/cm ³	7.44 g/cm ³
TCE (Range 20-100°C) micrometers / M / °C	21.9	21.4
Specific Heat Capacity	0.232 J/g K	0.236 J/g K
Hardness	14.1 HV	14.9HV

The information contained herein is based on data considered accurate and is offered at no charge. No warranty is expressed or implied regarding the accuracy of this data. Liability is expressly disclaimed for any loss or injury arising out of the use of this information or the use of any materials designated.



MANAGEMENT OF COPPER LEVELS IN THE SOLDER BATH

Management of the copper level in the wave solder bath is critical to ensure low defects in the soldering process. There is a tendency for the copper levels of the SAC305/405 materials to increase due to the leaching effect of the solder wave on the board and components. This effect is at its most severe when using an OSP Copper finish on the PCB. A typical copper level increase is shown on the chart below:



This shows an average leaching rate of **0.01% Cu per 1000 boards**. Each process is unique this is an indication only of the leaching rate (based on actual data).

It is recommended that the copper is controlled at between 0.5% and max 0.95% for SAC305/405 alloys. If the copper levels are higher than 1.0% then this will increase the liquidous temperature which in turn may mean that the solder bath temperature has to be increased to maintain the process yields.

The copper levels in the bath can be controlled by means of adding **SAC300 (Sn97%/Ag3.0%Cu0%)** to the wave solder pot. It may be the case that equilibrium can be attained by continuing with SAC300 additions as the only means of solder top up, however each process is unique and we would recommend regular analysis of the solder bath so that good control of copper can be maintained. This analysis service is available from **Cookson Electronics Assembly Materials**, contact your local office for details.

RECOMMENDED ACTION LEVELS FOR WAVE SOLDER IMPURITIES

Please find below a list of recommended action levels for wave solder bath impurities. For information of specific action plans to bring your solder bath back to an acceptable condition please contact your local sales office.

Aluminium*: As little as 0.005% may increase dross rate without affecting joint formation.

Arsenic: Above 0.03% can cause dewetting.

Bismuth: Levels of 1.0% are added to some wavesolder alloys to improve wetting, joint cosmetics and thermal fatigue resistance. At this level care should be taken over lead contamination as there is some evidence that this may increase the chances of fillet lifting. Lead at <0.1% (RoHS) should not cause any problems.

The information contained herein is based on data considered accurate and is offered at no charge. No warranty is expressed or implied regarding the accuracy of this data. Liability is expressly disclaimed for any loss or injury arising out of the use of this information or the use of any materials designated.



Cookson Electronics ASSEMBLY MATERIALS

- Cadmium*:** At levels of 0.002% joint formation will be noticeably affected. At 0.005% there will be a high incidence of bridging and icicling, together with a reduction in joint strength.
- Copper:** Copper levels will increase in many cases due to pick up from board surfaces. This causes the liquidous of the bath material to increase slightly. Generally systems are tolerant to levels up to 0.95% Cu, but in some cases it may be necessary to increase bath temperatures by a few degrees, or to correct the bath composition at an earlier stage.
- Gold:** At levels of 0.1% and quite often less, the solder becomes sluggish and dull joints are formed.
- Iron:** 0.02% of iron can make joint formation gritty.
- Lead:** The current RoHS directive (restriction of certain hazardous substances) states a maximum of 0.1% Pb in the solder joints. The lead contamination level should be kept below this level to comply with legislation. If this level is exceeded please consult with your local Cookson Electronics contacts for advice on how to rectify this problem.
- Silver:** Silver is used as an alloying element in lead-free solders that enhances wetting speed and thermal fatigue resistance
- Zinc*:** The presence of zinc can cause dulling and create bridging and icicling. 0.005% can also cause lack of adhesion and grittiness.
- Note:** ***The effects of Al, Cd and Zn are cumulative. If more than one element is present the following lower maxima are suggested: 0.0005%, 0.002% and 0.001%**

European Headquarters:

Cookson Electronics Assembly Materials
Forsyth Road, Sheenwater
Woking, Surrey
GU21 5RZ, United Kingdom
Tel: +44 (0) 1483 793100
Fax: +44 (0) 1483 793101

Worldwide Headquarters

Cookson Electronics Assembly Materials
600 Route 440
Jersey City, New Jersey 07304
USA
Tel: +1 (201) 434 6778
Fax: +1 (201) 434 7508

Regional Offices

Belgium:	Tel: +32 (0) 14 44 50 00
France:	Tel: +33 (0) 2 41 49 00 11
Germany:	Tel: +49 (0) 2173 849 0300
Ireland:	Tel: +353 (0) 1 842 1172
Italy:	Tel: +39 (0) 2 38 33 11
Hungary:	Tel: +36 (0) 24 460 720
Netherlands:	Tel: +31 (0) 35 695 5411

www.alphametals.com

The information contained herein is based on data considered accurate and is offered at no charge. No warranty is expressed or implied regarding the accuracy of this data. Liability is expressly disclaimed for any loss or injury arising out of the use of this information or the use of any materials designated.